

Subminiature Micro / Snap Action Switches

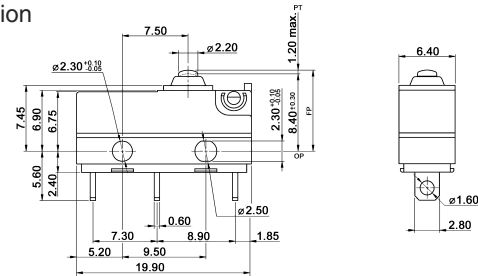


Specifications:

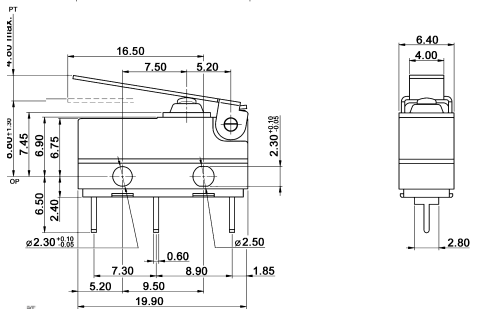
Contact rating:	see ordering code
Contact resistance:	< 100 mΩ
Insulation resistance:	> 100 MΩ
Dielectric strength:	1000 V, 50 Hz for the duration of 1 minute
Operating temperature:	-25 °C to +120 °C
Mechanical life:	minimum 500 000 operations
IP rating:	IP 67 (for models w/o wires, terminals are not sealed)
Contacts:	silver-alloy, gold-plating on request
Terminals:	brass, silver-plated (or 500 mm wire length)
Case:	PBT (UL 94 V-0)
Mounting:	on pc-board, on panel
Timing:	non-shorting
Soldering conditions:	auto-soldering – max. 5 sec, max. 260 °C manual soldering – max. 3 sec, max. 350 °C

Models: Switching function

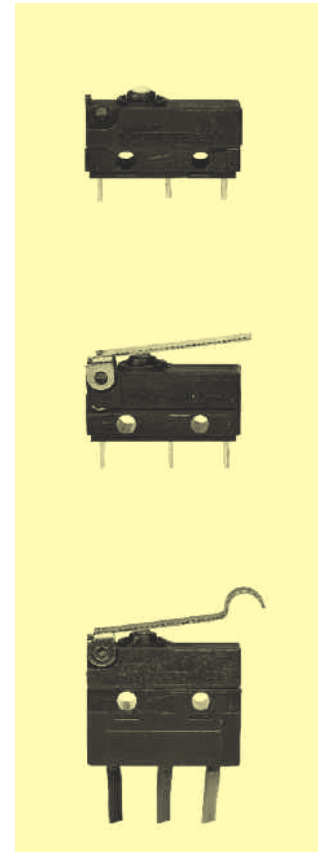
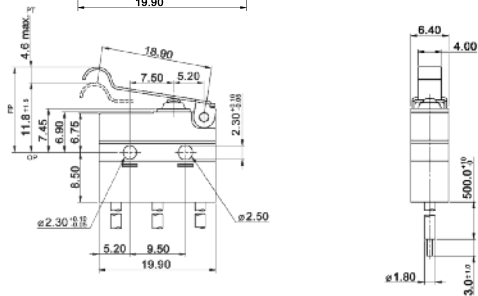
DM-SWG 5 L00S200 on – mom



DM-SWG 5 L02P200 on – mom



DM-SWG 5 L05E200-201007 on – mom



Ordering code: DM-SWG -L

Rating:

- 01 0.1 A / 250 V AC, 48 V DC
- 5 6 A / 250 V AC, 3 A / 30 V DC

Lever: Terminals:
(see following pages)

Operating force:

- 150 150 gf max
- 200 200 gf max
- 300 300 gf max

AWG:

(for models with wires only, for referene)

- 20 0.518 mm²
- 22 0.326 mm²
- 24 0.205 mm²
- 26 0.129 mm²
- 28 0.081 mm²

UL:

- 1007 300 V, 80 °C, PVC
- 1015 600 V, 105 °C, PVC
- 1061 300 V, 80 °C, PVC semirigid
- 1330 600 V, 150 °C, FEP
- 1332 300 V, 200 °C, FEP
- 1430 300 V, 105 °C, PVC
- 1569 300 V, 105 °C, PVC
- 3266 300 V, 125 °C, XLPE
- AVSS (non UL) Automotive, Vinyl

Notes:

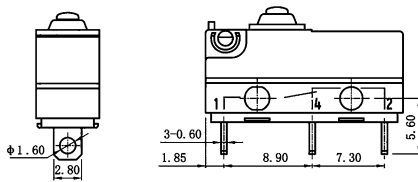
Operation force is nominal value for pin plunger (lever code 00).
Not all operation forces are available for all ratings.



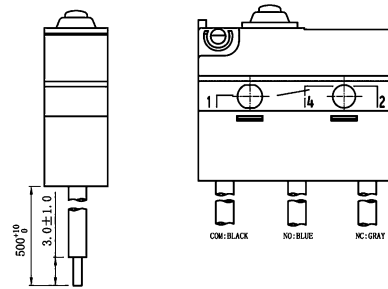
Subminiature Micro / Snap Action Switches

DM-SWG Terminals:

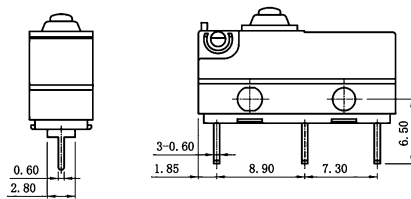
Terminal S



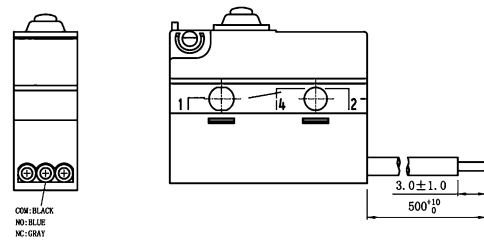
Terminal E



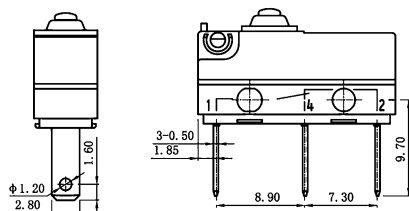
Terminal P



Terminal F



Terminal D



Terminal G

